

Noram#1
23NOVAMI

SUOMEN BIATHLON OY
20131122 1100

1 THOMPSON, Beau		ROC	MEN
M Lane	P/S	Shot times	Spots
0	8	P 17.2 5.8 5.2 4.9 4.8	○○○○○
			Tot.time Rank
			42.0 31
3	14	S 24.2 <u>5.4</u> <u>3.4</u> 3.6 <u>5.6</u>	●○○●○
			49.0 77
			91.0 54

2 SMITH, Casey		MAI	MEN
M Lane	P/S	Shot times	Spots
0	10	P 15.3 4.6 4.3 4.7 4.7	○○○○○
			Tot.time Rank
			36.0 7
1	14	S 13.2 4.5 4.2 5.2 <u>6.7</u>	●○○○○
			36.0 28
			72.0 18

3 CLEGG, Robin		FOO	MEN
M Lane	P/S	Shot times	Spots
4	6	P <u>26.3</u> <u>10.7</u> 4.7 <u>3.2</u> <u>7.3</u>	●○○●○
			Tot.time Rank
			54.0 68
4	14	S <u>17.1</u> <u>2.6</u> 7.7 <u>3.6</u> <u>8.1</u>	●○○●○
			45.0 58
			99.0 63

5 BURLINGAME, Ryan		CAM	MEN
M Lane	P/S	Shot times	Spots
3	3	P <u>20.0</u> 3.0 4.4 <u>3.7</u> <u>3.5</u>	●○○●○
			Tot.time Rank
			37.0 10
5	15	S <u>25.3</u> <u>5.5</u> <u>3.8</u> <u>8.1</u> <u>10.2</u>	●●●●○
			56.0 84
			93.0 47

6 MACCULLOCH, Elijah		BAT	MEN
M Lane	P/S	Shot times	Spots
0	2	P 18.0 5.9 4.8 4.9 4.0	○○○○○
			Tot.time Rank
			37.0 10
4	13	S <u>20.8</u> <u>4.9</u> <u>8.3</u> <u>11.2</u> 6.3	○○●●○
			55.0 82
			92.0 46

7 POFFENROTH, David		ROC	MEN
M Lane	P/S	Shot times	Spots
1	6	P 26.5 4.5 3.4 <u>3.5</u> 3.8	○○○○○
			Tot.time Rank
			44.0 36
1	15	S 19.8 4.0 9.9 3.6 <u>2.2</u>	●○○○○
			39.0 38
			83.0 37

Noram#1
23NOVAMI

SUOMEN BIATHLON OY
20131122 1100

8 SKINSTAD, Kai		ROC	MEN
M Lane	P/S	Shot times	Spots
1	4	P 28.4 <u>4.9</u> 4.4 3.1 3.5	○○○○○
			Tot.time Rank
			50.0 53
2	8	S ## <u>9.9</u> 14.3 6.0 7.0	○○○○○
			144.0 114
4	14	P 18.6 <u>3.1</u> <u>5.5</u> <u>3.3</u> <u>2.4</u>	●●●●○
			37.0 0
			231.0 56

10 BLAIS, Vincent		BAT	MEN
M Lane	P/S	Shot times	Spots
2	3	P <u>14.4</u> <u>8.0</u> 7.2 3.2 3.4	○○○○○
			Tot.time Rank
			40.0 27
4	20	S 13.2 <u>6.5</u> <u>4.2</u> <u>7.1</u> <u>8.8</u>	●●●●○
			44.0 56
			84.0 42

11 MACKENZIE, Jasper		TEL	MEN
M Lane	P/S	Shot times	Spots
1	12	P 15.6 4.6 4.3 3.8 <u>3.6</u>	○○○○○
			Tot.time Rank
			35.0 6
1	22	S 9.7 3.8 <u>3.8</u> 4.5 3.9	○○○○○
			27.0 7
			62.0 7

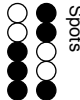
12 WENZEL, Kurtis		ROC	MEN
M Lane	P/S	Shot times	Spots
2	11	P 27.1 9.7 <u>3.7</u> 7.0 <u>7.1</u>	●○○○○
			Tot.time Rank
			59.0 82
0	17	S 16.7 7.3 3.4 6.0 6.1	○○○○○
			43.0 51
			102.0 67

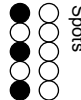
14 GOESSLING, Raleigh		MAI	MEN
M Lane	P/S	Shot times	Spots
0	4	P 20.4 3.8 3.9 4.4 3.8	○○○○○
			Tot.time Rank
			38.0 19
1	22	S 13.8 3.6 <u>3.2</u> 3.1 2.9	○○○○○
			28.0 9
			66.0 14

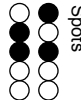
15 NEUMANN, Matthew		ROC	MEN
M Lane	P/S	Shot times	Spots
3	12	P <u>19.5</u> <u>4.3</u> 4.2 3.6 <u>3.7</u>	●●○○○
			Tot.time Rank
			38.0 19
0	14	S 17.6 3.8 4.2 2.8 3.8	○○○○○
			32.0 17
1	15	P 15.3 <u>3.1</u> 3.1 2.6 3.6	○○○○○
			32.0 0
			102.0 12

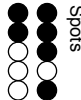
Noram#1
23NOVAMI

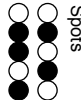
SUOMEN BIATHLON OY
20131122 1100

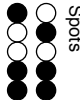
16 CURRIER, Russell		MAL	MEN		
M Lane	P/S	Shot times	Spots	Tot.time	Rank
3	11	P	16.8 5.4 4.0 5.4 3.8	38.0	19
3	21	S	13.3 3.6 10.5 5.3 4.0	38.0	34
				76.0	27

17 CHISHOLM, Andrew		BAT	MEN		
M Lane	P/S	Shot times	Spots	Tot.time	Rank
0	3	P	16.0 4.1 3.1 2.7 3.3	31.0	4
3	13	S	15.3 3.6 3.6 4.9 3.3	32.0	17
				63.0	11

18 DALBERG, Jacob		NAT	MEN		
M Lane	P/S	Shot times	Spots	Tot.time	Rank
2	12	P	14.5 3.5 3.0 3.3 3.5	31.0	4
2	21	S	11.4 2.7 2.6 4.9 3.5	25.0	4
				56.0	4

19 POFENROTH, William		ROC	MEN		
M Lane	P/S	Shot times	Spots	Tot.time	Rank
4	11	P	29.0 9.7 18.6 6.6 6.2	75.0	111
2	16	S	21.9 3.8 5.3 3.4 2.5	37.0	32
				112.0	72


20 ECCLESTON, Sasha		CAM	MEN		
M Lane	P/S	Shot times	Spots	Tot.time	Rank
2	5	P	26.2 5.0 4.2 4.3 4.4	48.0	44
3	16	S	17.9 4.7 3.1 2.5 4.2	38.0	34
				86.0	39

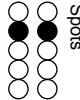
21 ROOTS, Arthur		BAT	MEN		
M Lane	P/S	Shot times	Spots	Tot.time	Rank
3	1	P	27.6 8.2 9.0 4.7 5.3	56.0	74
3	14	S	20.6 8.2 4.7 3.7 4.8	44.0	56
				100.0	65

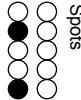
Noram#1
23NOVAMI

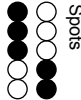
SUOMEN BIATHLON OY
20131122 1100

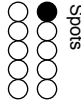
22 GIRARD, Evan		ROC	MEN		
M Lane	P/S	Shot times	Spots	Tot.time	Rank
3	22	P	23.5 8.2 6.2 8.3 6.0	60.0	87
				60.0	87

23 SCHRYER, Eric		BIA	MEN		
M Lane	P/S	Shot times	Spots	Tot.time	Rank
1	12	P	19.5 3.9 3.4 4.7 4.7	38.0	19
2	23	S	10.7 3.3 3.2 2.8 3.8	25.0	4
				63.0	12

24 NOVAK, Grant		ROC	MEN		
M Lane	P/S	Shot times	Spots	Tot.time	Rank
1	3	P	23.1 4.9 3.9 2.7 3.0	40.0	27
1	15	S	22.1 12.4 3.4 2.8 4.1	48.0	71
				88.0	49

25 CAMPBELL, Carsen		BAT	MEN		
M Lane	P/S	Shot times	Spots	Tot.time	Rank
0	2	P	22.3 3.8 4.0 4.0 10.0	44.0	36
2	13	S	20.9 5.2 3.6 3.9 5.2	40.0	41
				84.0	39

26 HARDEN, Stuart		ROC	MEN		
M Lane	P/S	Shot times	Spots	Tot.time	Rank
2	7	P	25.7 7.0 4.7 4.7 5.3	51.0	59
3	15	S	18.7 5.1 7.5 3.8 3.6	41.0	43
				92.0	51

27 ARENDZ, Manno		ROC	MEN		
M Lane	P/S	Shot times	Spots	Tot.time	Rank
1	10	P	13.5 3.0 4.1 1.7 3.0	27.0	2
0	17	S	10.8 2.9 2.8 2.7 2.3	21.0	2
				48.0	2

Noram#1
23NOVAMI

SUOMEN BIATHLON OY
20131122 1100

28 HUDEC, Matthew		BAT	MEN
M Lane	P/S	Shot times	Spots Tot.time Rank
0	2	P 22.9 5.0 5.1 4.1 3.9	○○○○○ 42.0 31
3	14	S 15.0 <u>5.2</u> <u>3.7</u> <u>4.5</u> 4.0	○●●●○ 33.0 22
			75.0 27

29 DAVIE, Brett		BAT	MEN
M Lane	P/S	Shot times	Spots Tot.time Rank
2	1	P 28.6 6.0 <u>5.1</u> 3.4 3.1	●○○○○ 47.0 43
3	13	S <u>18.3</u> 2.9 3.7 <u>3.5</u> <u>2.5</u>	●●●○○ 32.0 17
			79.0 30

30 MCELROY, Jordan		NAT	MEN
M Lane	P/S	Shot times	Spots Tot.time Rank
1	12	P <u>23.7</u> 3.7 3.1 2.2 2.3	○○○○● 37.0 10
3	15	S 20.1 <u>2.6</u> 2.9 <u>3.0</u> <u>2.2</u>	●●●○○ 34.0 24
			71.0 17

31 BOYD-PORTER, Seamus		AVA	MEN
M Lane	P/S	Shot times	Spots Tot.time Rank
1	12	P 27.6 <u>6.4</u> 6.1 5.6 6.8	○○○○○ 61.0 88
1	16	S 24.5 6.6 5.6 <u>6.5</u> 4.7	○●○○○ 49.0 77
			110.0 83

32 LENKO, Nick		CAM	MEN
M Lane	P/S	Shot times	Spots Tot.time Rank
2	4	P 27.5 3.3 4.1 <u>12.3</u> <u>10.9</u>	●●○○○ 61.0 88
4	19	S <u>9.8</u> <u>4.0</u> <u>1.7</u> 3.2 <u>1.7</u>	●●●●○ 26.0 6
			87.0 47

33 GALLANT-LEMAU, Samue		BIA	MEN
M Lane	P/S	Shot times	Spots Tot.time Rank
2	11	P 19.6 <u>4.9</u> <u>5.4</u> 7.5 4.8	○○○○○ 43.0 33
3	17	S <u>19.2</u> 7.8 4.4 <u>4.1</u> <u>4.0</u>	●●○○○ 40.0 41
			83.0 37

Noram#1
23NOVAMI

SUOMEN BIATHLON OY
20131122 1100

34 HAMEL, Felix		BIA	MEN
M Lane	P/S	Shot times	Spots Tot.time Rank
2	1	P 34.7 <u>5.4</u> <u>7.3</u> 7.3 7.0	○●○○○ 65.0 101
1	24	S <u>28.6</u> 3.9 4.6 3.0 3.3	●○○○○ 97.0 113
			162.0 107

35 ELLINGSON, Jakob		MN	MEN
M Lane	P/S	Shot times	Spots Tot.time Rank
0	11	P 20.3 3.9 3.4 3.7 4.6	○○○○○ 37.0 10
4	14	S <u>20.9</u> <u>8.1</u> 4.4 <u>4.8</u> <u>8.4</u>	●●●●○ 48.0 71
			85.0 41

36 LEIGHTON, Jordyn		CHE	MEN
M Lane	P/S	Shot times	Spots Tot.time Rank
1	9	P 24.6 8.3 10.0 9.3 <u>7.8</u>	○○○○○ 66.0 104
2	21	S 22.5 <u>9.1</u> 8.7 6.9 <u>10.6</u>	○●○○○ 64.0 96
			130.0 100

37 SMALLES, Jennah		TEL	MEN
M Lane	P/S	Shot times	Spots Tot.time Rank
4	10	P <u>28.0</u> <u>7.2</u> 7.1 <u>6.7</u> <u>7.6</u>	●●○○○ 66.0 104
4	24	S <u>14.4</u> <u>5.2</u> <u>11.1</u> <u>5.7</u> 5.6	●●●○○ 46.0 64
			112.0 84

38 COYNE, Saily		CAN	MEN
M Lane	P/S	Shot times	Spots Tot.time Rank
4	7	P <u>21.4</u> <u>7.9</u> 10.6 <u>5.8</u> <u>7.7</u>	●●○○○ 59.0 82
3	14	S <u>35.1</u> 5.7 4.1 <u>4.0</u> <u>3.1</u>	●●○○○ 60.0 90
			119.0 86

39 BANSER, Tekarra		BIA	MEN
M Lane	P/S	Shot times	Spots Tot.time Rank
1	12	P 34.3 5.3 4.4 6.0 <u>5.2</u>	○○○○○ 63.0 96
3	17	S <u>23.1</u> 5.0 4.6 <u>4.3</u> <u>3.2</u>	●○○○○ 46.0 64
			109.0 80

Noram#1
23NOVAMI

SUOMEN BIATHLON OY
20131122 1100

40 CHICOINE, Kirsten		FOO		MEN	
M Lane	P/S	Shot times	Spots	Tot.time	Rank
3	6	P 26.3 <u>7.2</u> 6.5 <u>6.1</u> 8.5	○●●●●	62.0	93
4	19	S <u>27.2</u> <u>12.0</u> <u>11.4</u> 10.3 <u>7.7</u>	●●●●○	78.0	109
				140.0	101

41 MCISAAC, India		ROC		MEN	
M Lane	P/S	Shot times	Spots	Tot.time	Rank
2	8	P <u>21.2</u> 18.0 8.5 <u>8.1</u> 8.4	○●○○○	72.0	109
3	18	S 21.7 <u>8.0</u> <u>7.1</u> <u>8.2</u> 15.5	○●●●○	67.0	98
				139.0	104

42 FRIESEN, Hailee		TEL		MEN	
M Lane	P/S	Shot times	Spots	Tot.time	Rank
2	9	P <u>23.4</u> <u>12.3</u> <u>4.2</u> 11.3 11.1	○●○○○	72.0	109
4	22	S 59.9 <u>2.3</u>	●●●●○	72.0	103
				144.0	106

43 TURNER, Mackenzie		BIA		MEN	
M Lane	P/S	Shot times	Spots	Tot.time	Rank
3	8	P 23.7 <u>5.6</u> 7.2 <u>5.9</u> <u>6.9</u>	●●○○○	57.0	79
4	18	S <u>22.4</u> <u>13.9</u> 10.3 <u>5.9</u> <u>10.7</u>	●●○○○	72.0	103
				129.0	91

44 SAVILL, Mackenzie		BIA		MEN	
M Lane	P/S	Shot times	Spots	Tot.time	Rank
1	12	P 25.4 <u>7.2</u> 8.2 7.5 6.7	○●○○○	59.0	82
3	20	S 19.5 <u>5.1</u> <u>2.8</u> 3.9 <u>5.1</u> <u>6.4</u>	○●●●○	48.0	71
				107.0	77

45 MOSER, Nadia		BIA		MEN	
M Lane	P/S	Shot times	Spots	Tot.time	Rank
3	11	P <u>21.3</u> <u>6.6</u> <u>7.4</u> 8.2 6.6	○●●●○	59.0	82
3	19	S 21.3 <u>8.1</u> <u>7.7</u> <u>7.6</u> 10.5	○●●○○	62.0	93
				121.0	88

Noram#1
23NOVAMI

SUOMEN BIATHLON OY
20131122 1100

46 GILLETT, Katrine		CAN		MEN	
M Lane	P/S	Shot times	Spots	Tot.time	Rank
3	7	P 22.0 <u>4.6</u> <u>7.7</u> <u>6.7</u> 9.8	○●●○○	56.0	74
3	23	S <u>22.3</u> <u>1.9</u> 4.6 11.2 <u>16.2</u> <u>3.8</u> <u>9.6</u>	●○○●○	76.0	107
				132.0	91

47 LAPOINTE, Claire		CAL		MEN	
M Lane	P/S	Shot times	Spots	Tot.time	Rank
2	5	P 23.5 6.6 <u>9.8</u> 15.1 7.5	○●○○○	68.0	106
4	21	S <u>21.6</u> <u>15.6</u> 5.5 <u>4.5</u> <u>13.9</u>	●●●●○	71.0	102
				139.0	104

48 STADNYK, Hanne		SAS		MEN	
M Lane	P/S	Shot times	Spots	Tot.time	Rank
1	9	P 21.9 8.3 5.6 5.5 <u>5.6</u>	○●○○○	55.0	72
5	14	S <u>26.9</u> <u>7.1</u> <u>7.6</u> <u>18.1</u> <u>7.5</u>	●●●●○	78.0	109
				133.0	91

49 CHICOINE, Reagan		FOO		MEN	
M Lane	P/S	Shot times	Spots	Tot.time	Rank
4	12	P <u>29.3</u> <u>8.3</u> <u>10.4</u> <u>6.4</u> 7.3	○●●●○	68.0	106
1	19	S 27.6 7.9 6.8 7.7 <u>7.7</u>	●○○○○	61.0	91
				129.0	99

50 STRILCHUK, Devon		TEL		MEN	
M Lane	P/S	Shot times	Spots	Tot.time	Rank
3	10	P <u>45.4</u> <u>5.8</u> <u>12.1</u> 11.6 12.9	●●●○○	97.0	117
5	19	S <u>48.2</u> <u>9.8</u> <u>6.7</u> <u>17.1</u> <u>6.4</u>	●●●●○	96.0	112
				193.0	115

51 PETERS, Maria		BIA		MEN	
M Lane	P/S	Shot times	Spots	Tot.time	Rank
0	12	P 31.8 7.2 6.3 5.9 6.4	○○○○○	63.0	96
3	20	S <u>22.8</u> <u>11.5</u> 10.7 10.6 <u>6.7</u>	●○○●○	69.0	101
				132.0	99

Noram#1
23NOVAM

SUOMEN BIATHLON OY
20131122 1100

52 PATERSON, Jessica		EDM	MEN
M Lane	P/S	Shot times	Spots
5	6	P 21.5 5.5 5.2 4.3 4.3	●●●●●
3	22	S 19.0 4.7 3.8 4.4 3.0	●●●●○
			Tot.time Rank
			46.0 40
			36.0 28
			82.0 34

53 BEAUDRY, Sarah		BAT	MEN
M Lane	P/S	Shot times	Spots
2	3	P 16.9 3.8 5.4 3.9 6.6	●●●○
			Tot.time Rank
			37.0 10
			37.0 10

54 YUNGBLUT, Eim		BAT	MEN
M Lane	P/S	Shot times	Spots
1	3	P 0.9 18.0 6.7 3.7 3.3 2.9	○●●●●
1	14	S 15.6 3.9 4.1 3.0 4.1	○●●●●
			Tot.time Rank
			37.0 10
			32.0 17
			69.0 14

55 KUBEK, Anna		MT.	MEN
M Lane	P/S	Shot times	Spots
2	12	P 17.1 11.1 3.3 3.3 3.1	●●○○●
0	16	S 16.1 3.3 3.1 4.0 4.1	○○○○○
			Tot.time Rank
			43.0 33
			33.0 22
			76.0 28

57 CÔTÉ, Rose-Marie		COU	MEN
M Lane	P/S	Shot times	Spots
0	12	P 22.3 15.2 5.8 4.8 4.8	○○○○○
1	13	S 16.2 4.8 5.4 3.6 3.1	○○○○●
			Tot.time Rank
			56.0 74
			34.0 24
			90.0 49

58 GAUDETTE, Sarah		BIA	MEN
M Lane	P/S	Shot times	Spots
0	18	P 45.1 5.7 6.7 6.0 6.6	○○○○○
2	18	S 28.6 7.7 6.9 18.4	●●○○○
			Tot.time Rank
			80.0 115
			68.0 100
			148.0 108

Noram#1
23NOVAM

SUOMEN BIATHLON OY
20131122 1100

59 SCHULTZ, Melanie		CAN	MEN
M Lane	P/S	Shot times	Spots
1	7	P 16.7 4.5 5.8 4.0 4.1	○○○○●
1	15	S 13.7 6.1 1.9 3.5 2.6	○○○○●
			Tot.time Rank
			38.0 19
			29.0 12
			67.0 16

60 BARNES, Tracy		COL	MEN
M Lane	P/S	Shot times	Spots
1	8	P 7.1 3.3 2.9 5.1 2.4	○○○○●
0	16	S 11.4 2.4 2.3 1.9 6.4	○○○○○
			Tot.time Rank
			23.0 1
			24.0 3
			47.0 2

61 MACCULLOCH, Keely		CAM	MEN
M Lane	P/S	Shot times	Spots
3	4	P 21.5 5.1 7.4 4.5 3.8	●○○●●
2	20	S 19.0 4.3 4.7 3.9 3.5	●○○○○
			Tot.time Rank
			45.0 39
			43.0 51
			88.0 45

62 MAWDSLEY, Beisy		ROC	MEN
M Lane	P/S	Shot times	Spots
1	6	P 24.0 5.2 5.5 4.4 3.9	○○○○●
1	17	S 19.6 4.2 10.3 3.3 4.0	○○○○○
			Tot.time Rank
			46.0 40
			43.0 51
			89.0 46

63 LODGE, Emma		BAT	MEN
M Lane	P/S	Shot times	Spots
2	2	P 14.8 3.5 2.6 3.1 4.6	○○●○○
0	16	S 19.2 3.6 2.4 3.1 2.2	○○○○○
			Tot.time Rank
			30.0 3
			34.0 24
			64.0 14

64 HOWE, Katrina		MAI	MEN
M Lane	P/S	Shot times	Spots
4	8	P 15.8 3.8 3.9 4.2 5.1	●●●●○
3	17	S 14.8 3.3 2.8 3.5 4.3	○○●●●
			Tot.time Rank
			36.0 7
			29.0 12
			65.0 10

Noram#1
23NOVAMI

SUOMIEN BIATHLON OY
20131122 1100

65 LUNDER, Emma		ROC		MEN	
M Lane	P/S	Shot times	Spots	Tot.time	Rank
0	10	P 20.3 3.5 3.7 3.5 21.0	○○○○○	58.0	80
1	15	S 15.4 <u>4.1</u> 3.7 3.7 3.8	○○○○●	32.0	17
				90.0	49

66 PATERSON, Jennifer		EDM		MEN	
M Lane	P/S	Shot times	Spots	Tot.time	Rank
4	6	P 24.9 7.0 <u>4.7</u> 5.8 6.2	●●●●○	53.0	65
2	16	S <u>23.5</u> 4.3 4.3 5.5 6.2	○○○○●●	46.0	64
				99.0	65

68 VRIELINK, Danielle		ROC		MEN	
M Lane	P/S	Shot times	Spots	Tot.time	Rank
2	12	P <u>20.5</u> 6.7 11.6 <u>9.6</u> 6.5	●○○○●	65.0	101
1	14	S 23.0 5.2 4.4 4.8 <u>5.5</u>	○○○○●	42.0	46
				107.0	74

69 BANKES, Megan		FOO		MEN	
M Lane	P/S	Shot times	Spots	Tot.time	Rank
1	11	P 21.9 4.9 5.1 3.7 <u>9.4</u>	●○○○○	48.0	44
2	15	S 19.9 <u>5.5</u> <u>4.2</u> 4.7 3.5	○○○○●	38.0	34
				86.0	39

70 ROBERTSON, Bryn		FOO		MEN	
M Lane	P/S	Shot times	Spots	Tot.time	Rank
0	9	P 23.5 5.5 7.9 7.6 6.5	○○○○○	51.0	59
1	19	S 22.8 13.0 8.1 <u>6.3</u> 4.9	○○○○○	58.0	87
				109.0	73

71 TSANG, Louisa		WES		MEN	
M Lane	P/S	Shot times	Spots	Tot.time	Rank
3	3	P <u>32.4</u> 7.4 <u>6.9</u> <u>6.1</u> 4.1	○○●●●	61.0	88
2	18	S <u>36.3</u> 6.6 <u>6.3</u> 10.5 7.5	○○●●●	72.0	103
				133.0	96

Noram#1
23NOVAMI

SUOMIEN BIATHLON OY
20131122 1100

72 DICKSON, Emily		CAL		MEN	
M Lane	P/S	Shot times	Spots	Tot.time	Rank
1	11	P 24.1 3.6 3.6 7.1	○○○○○	41.0	29
3	23	S <u>13.2</u> 4.7 <u>3.7</u> <u>4.6</u> 3.8	○○●●●	31.0	14
				72.0	22

73 RUNNALLS, Ashley		CAL		MEN	
M Lane	P/S	Shot times	Spots	Tot.time	Rank
5	11	P 29.2	●●●●○	53.0	65
3	21	S <u>25.2</u> 5.9 <u>5.6</u> 6.0 <u>5.3</u>	●●●●○	51.0	80
				104.0	73

74 SELERIER, Chloe		BAT		MEN	
M Lane	P/S	Shot times	Spots	Tot.time	Rank
0	1	P 18.8 5.6 3.2 3.6 4.2	○○○○○	37.0	10
2	13	S <u>13.2</u> 3.8 4.2 <u>3.3</u> 3.7	○○○○●	28.0	9
				65.0	10

76 EWERT, Elyse		FOO		MEN	
M Lane	P/S	Shot times	Spots	Tot.time	Rank
3	8	P 25.1 <u>3.5</u> <u>6.7</u> 7.0 <u>5.7</u>	●●○○○	52.0	64
2	20	S <u>19.3</u> 4.9 4.1 <u>3.4</u> 4.7	○○○○●	45.0	58
				97.0	61

77 SEPANDJ, Darya		FOO		MEN	
M Lane	P/S	Shot times	Spots	Tot.time	Rank
3	7	P <u>23.7</u> <u>6.1</u> <u>4.1</u> 4.4 4.2	○○●●●	48.0	44
2	15	S <u>23.0</u> 5.4 5.6 5.1 <u>4.9</u>	●○○○○	47.0	68
				95.0	56

78 HYNDS, Alexandra		CHE		MEN	
M Lane	P/S	Shot times	Spots	Tot.time	Rank
1	7	P 17.3 <u>3.6</u> 4.6 4.7 6.3	○○○○○	39.0	24
1	16	S 24.7 5.1 3.2 <u>3.0</u> 3.1	○○○○○	42.0	46
				81.0	35

Noram#1
23NOVAMI

SUOMEN BIATHLON OY
20131122 1100

79 CLOTHIER, Tu		SAS	MEN							
M Lane	P/S	Shot times	Spots	Tot.time	Rank					
1	9	P	21.9	<u>4.9</u>	6.6	5.8	○○○●	50.0	53	
1	13	S	26.2	<u>3.6</u>	5.4	8.4	4.6	○○○●	55.0	82
								105.0	68	

80 CHONG, Kendall		FOO	MEN							
M Lane	P/S	Shot times	Spots	Tot.time	Rank					
1	1	P	25.5	4.5	5.1	3.7	4.8	●○○○○	50.0	53
2	19	S	21.3	4.9	<u>4.3</u>	<u>5.4</u>	4.5	●●○○○	45.0	58
								95.0	56	

81 CLOTHIER, Leah		SAS	MEN							
M Lane	P/S	Shot times	Spots	Tot.time	Rank					
4	10	P	26.3	6.7	<u>7.1</u>	<u>7.6</u>	5.9	●●●●○	61.0	88
2	15	S	29.2	<u>13.2</u>	12.0	5.1	<u>6.8</u>	●○○○○	67.0	98
								128.0	93	

82 ELLINGSON, Siena		LNR	MEN							
M Lane	P/S	Shot times	Spots	Tot.time	Rank					
3	12	P	22.9	<u>5.7</u>	5.3	<u>5.5</u>	5.0	○○●●●	49.0	49
4	18	S	21.4	<u>5.6</u>	<u>4.3</u>	<u>3.9</u>	5.4	○○●●●	43.0	51
								92.0	50	

83 HARTLEY, Kayla		CAM	MEN							
M Lane	P/S	Shot times	Spots	Tot.time	Rank					
1	8	P	<u>32.1</u>	6.2	5.1	4.8	5.6	○○○○●	54.0	68
4	19	S	<u>29.3</u>	<u>16.0</u>	7.6	<u>8.0</u>	<u>4.7</u>	●●●●●	77.0	108
								131.0	88	

84 RUNNALLS, Adam		CAL	MEN							
M Lane	P/S	Shot times	Spots	Tot.time	Rank					
0	12	P	23.9	4.3	3.8	4.3	3.8	○○○○○	44.0	36
3	14	S	<u>15.6</u>	6.3	6.0	<u>12.0</u>	6.0	●●○○○	48.0	71
								92.0	54	

Noram#1
23NOVAMI

SUOMEN BIATHLON OY
20131122 1100

85 LONGWORTH, Joey		ROC	MEN							
M Lane	P/S	Shot times	Spots	Tot.time	Rank					
1	10	P	17.4	6.8	5.1	4.6	6.6	○○○○●	46.0	40
4	16	S	<u>27.1</u>	<u>8.2</u>	<u>7.3</u>	6.6	<u>7.2</u>	●●●●●	63.0	94
								109.0	67	

86 CORBELL, Gabriel		HIN	MEN							
M Lane	P/S	Shot times	Spots	Tot.time	Rank					
1	8	P	29.1	6.4	5.3	5.3	4.2	●○○○○	54.0	68
4	8	S	30.4	<u>6.5</u>	<u>5.2</u>	<u>5.8</u>	<u>6.0</u>	●●●●○	61.0	91
								115.0	80	

87 SHERBA, Logan		CAL	MEN							
M Lane	P/S	Shot times	Spots	Tot.time	Rank					
3	6	P	19.2	<u>3.9</u>	4.8	<u>4.6</u>	4.0	○○●●●	43.0	33
3	17	S	<u>18.7</u>	<u>7.5</u>	<u>5.3</u>	4.9	4.5	○○●●●	47.0	68
								90.0	51	

88 FISER, Josiah		CAL	MEN							
M Lane	P/S	Shot times	Spots	Tot.time	Rank					
0	10	P	34.3	8.5	7.2	8.2	6.4	○○○○○	69.0	108
3	18	S	<u>24.7</u>	7.0	7.3	<u>7.0</u>	<u>6.4</u>	●●○○○	59.0	89
								128.0	99	

89 GOBEL, Jérôme		CAL	MEN							
M Lane	P/S	Shot times	Spots	Tot.time	Rank					
5	11	P	<u>12.7</u>	2.7	2.6	2.5	2.6	●●●●●	55.0	72
1	19	S	<u>12.7</u>	2.7	2.6	2.5	2.6	○○○○○	27.0	7
								82.0	40	

90 PENNINGTON, Brett		CAL	MEN							
M Lane	P/S	Shot times	Spots	Tot.time	Rank					
0	12	P	24.9	6.6	7.3	5.2	5.2	○○○○○	54.0	68
1	16	S	30.1	6.9	6.3	<u>10.8</u>	3.8	○○○○○	63.0	94
								117.0	81	

Noram#1
23NOVAMI

SUOMEN BIATHLON OY
20131122 1100

91 HVENEGAARD, Carson		CAM	MEN	
M Lane	P/S	Shot times	Spots	Tot.time Rank
2	5	P 30.3 16.6 13.2 12.5 13.9	○○○○●	96.0 116
5	5	S 38.3 11.2 11.3 12.7 12.4	●●●●●	94.0 111
			190.0	114

92 CHAMBERS, Jakob		CAL	MEN	
M Lane	P/S	Shot times	Spots	Tot.time Rank
1	10	P 20.9 7.8 6.1 5.9 6.0	○○○●○	51.0 59
2	13	S 18.2 8.5 5.3 5.4 4.4	○●●○○	46.0 64
			97.0	62

93 BRIAND, Stephane		HIN	MEN	
M Lane	P/S	Shot times	Spots	Tot.time Rank
3	8	P 36.9 6.1 4.9 5.0 7.0	○○○○●	65.0 101
4	20	S 19.0 5.4 4.7 4.9 4.2	●●●●○	45.0 58
			110.0	80

94 CERVENKA, Vasek		MT.	MEN	
M Lane	P/S	Shot times	Spots	Tot.time Rank
4	7	P 28.2 6.9 8.2 6.0 5.9	●●●●○	58.0 80
2	18	S 19.5 3.8 5.6 4.4 4.0	○●○○○	326.0 115
			384.0	98

95 SPARKS, Tristian		BIA	MEN	
M Lane	P/S	Shot times	Spots	Tot.time Rank
3	11	P 24.1 5.4 8.0 7.1	●○○●●	59.0 82
2	15	S 18.6 3.7 6.4 3.7 5.3	●○○○○	42.0 46
			101.0	64

96 RUSE, Samuel		TEL	MEN	
M Lane	P/S	Shot times	Spots	Tot.time Rank
4	12	P 29.4 6.5 7.5 6.1 5.0	○○●●●	62.0 93
5	23	S 19.7 15.4 7.1 2.8 2.8	●●●●●	58.0 87
			120.0	90

Noram#1
23NOVAMI

SUOMEN BIATHLON OY
20131122 1100

97 MUNKRO, Wesley		CAL	MEN	
M Lane	P/S	Shot times	Spots	Tot.time Rank
3	1	P 27.3 4.1 3.5 5.8 4.2	○○●●●	51.0 59
3	21	S 19.0 4.7 5.8 6.6 8.5	●○○●●	48.0 71
			99.0	65

98 CHURCHILL, Ben		CAL	MEN	
M Lane	P/S	Shot times	Spots	Tot.time Rank
2	7	P 22.5 3.1 2.9 3.2 3.8	●○○●○	39.0 24
2	15	S 20.8 4.8 4.1 2.5 3.0	○●●○○	36.0 28
			75.0	26

99 ALGRA, Jarod		WES	MEN	
M Lane	P/S	Shot times	Spots	Tot.time Rank
2	2	P 19.8 12.0 3.3 3.4 3.1	●○○○○	49.0 49
2	13	S 18.7 5.6 4.4 4.8 4.5	○●○○○	41.0 43
			90.0	46

100 SINGLETON, Mark		EDM	MEN	
M Lane	P/S	Shot times	Spots	Tot.time Rank
3	6	P 30.6 5.6 8.9 5.9 5.9	○○●●○	63.0 96
4	21	S 18.5 5.6 5.3 12.7 3.9	●●●●●	54.0 81
			117.0	89

101 BERLING, Chad		CAL	MEN	
M Lane	P/S	Shot times	Spots	Tot.time Rank
2	10	P 21.6 2.8 2.8 3.1 1.9	○○○○●	37.0 10
4	20	S 21.4 4.7 3.8 4.0 4.0	●●●●○	42.0 46
			79.0	28

102 KREITZ, Bobby		CAL	MEN	
M Lane	P/S	Shot times	Spots	Tot.time Rank
4	11	P 26.7 5.2 16.1 6.5	●○○●●	63.0 96
2	20	S 16.9 5.5 5.1 4.7 5.2	○○○○○	41.0 43
			104.0	70

Noram#1
23NOVAMI

SUOMEN BIATHLON OY
20131122 1100

103 SAUNDERS, Brad		FOO		MEN	
M Lane	P/S	Shot times	Spots	Tot.time	Rank
2	1	P 19.9 3.6 3.1 2.1 2.0	●○○○●	37.0	10
1	21	S 17.1 2.1 2.2 2.4 1.4	○○○○○	31.0	14
				68.0	12

104 HARTLEY, Mark		CAL		MEN	
M Lane	P/S	Shot times	Spots	Tot.time	Rank
3	10	P 29.7 6.2 5.1 5.7 5.7	○○●●●	61.0	88
3	21	S 26.4 8.4 7.6 5.7 6.1	●●●○○	64.0	96
				125.0	92

105 QUINN, Tobias		BIA		MEN	
M Lane	P/S	Shot times	Spots	Tot.time	Rank
3	12	P 34.1 9.3 9.4 9.3 8.0	○○●●●	75.0	111
3	17	S 24.6 8.0 8.3 23.4 7.0	●○○●○	75.0	106
				150.0	109

106 EGAN, Connor		CAL		MEN	
M Lane	P/S	Shot times	Spots	Tot.time	Rank
1	8	P 22.8 3.7 2.5 2.4 1.8	●○○○○	36.0	7
3	22	S 9.2 2.1	●○○●○	19.0	1
				55.0	4

107 FABRI, Lucas		CAN		MEN	
M Lane	P/S	Shot times	Spots	Tot.time	Rank
4	6	P 33.1 5.5 6.0 6.5 6.6	●●●●○	77.0	114
4	17	S 19.3 8.4 9.8 5.7 7.0	●○○●●	57.0	86
				134.0	100

108 BOCHKARNIKOV, Sergey		CAL		MEN	
M Lane	P/S	Shot times	Spots	Tot.time	Rank
2	11	P 24.2 3.1 11.3	○○●○○	49.0	49
2	14	S 14.2 3.2 2.6 2.7 2.7	○○●○○	28.0	9
				77.0	29

Noram#1
23NOVAMI

SUOMEN BIATHLON OY
20131122 1100

109 CLEMENT, Sean		BIA		MEN	
M Lane	P/S	Shot times	Spots	Tot.time	Rank
3	8	P 27.8 6.8 4.9 9.9 5.0	●○○●○	56.0	74
3	21	S 20.9 5.7 5.5 4.1 3.4	○○●●●	48.0	71
				104.0	73

110 VOGEL-NAKAMURA, Emil		WES		MEN	
M Lane	P/S	Shot times	Spots	Tot.time	Rank
3	10	P 37.1 5.9 8.3 8.8 10.0	○○●●○	75.0	111
2	14	S 24.7 5.3 5.0 5.8 6.5	●○○●○	50.0	79
				125.0	95

111 WEST, Sam		WAP		MEN	
M Lane	P/S	Shot times	Spots	Tot.time	Rank
3	4	P 30.7 5.4 4.6 4.7 4.8	●●○○○	56.0	74
3	22	S 6.7 3.7 4.0 3.5 3.1	●○○●○	31.0	14
				87.0	44

112 SVAIKAUSKAS, Nichola		BIA		MEN	
M Lane	P/S	Shot times	Spots	Tot.time	Rank
2	7	P 21.6 8.5 9.4 5.8 5.6	○○●●○	51.0	59
1	16	S 14.8 8.3 9.0 5.6 5.2	○○○○○	43.0	51
				94.0	55

113 HERTZ, Dalton		BIA		MEN	
M Lane	P/S	Shot times	Spots	Tot.time	Rank
2	8	P 19.2 8.1 5.5 5.6 5.4	●○○●○	50.0	53
2	24	S 15.9 7.2 4.7 4.8 9.9	●○○●○	45.0	58
				95.0	56

114 DUPUIS, Alexandre		BIA		MEN	
M Lane	P/S	Shot times	Spots	Tot.time	Rank
2	12	P 25.4 3.0 2.6 5.2 3.0	○○●○○	41.0	29
2	17	S 14.9 3.7 3.1 5.5 7.0	○○○○○	34.0	24
				75.0	27

Noram#1
23NOVAMI

SUOMEN BIATHLON OY
20131122 1100

115 SINGLETON, David		EDM	MEN
M Lane	P/S	Shot times	Spots
2	6	P 27.4 5.2 5.1 4.1 3.9	○ ○ ○ ● ● ●
			○ ○ ○ ○ ●
2	21	S 23.8 6.0 5.3 3.8 4.0	● ○ ○ ○ ●
			○ ○ ○ ○ ○
			96.0 59

116 BÉRUBÉ-LAROCHELLE, F		BIA	MEN
M Lane	P/S	Shot times	Spots
0	9	P 25.4 6.1 4.4 4.3 3.9	○ ○ ○ ○ ○
			○ ○ ○ ○ ○
2	20	S 19.0 3.8 4.7 3.1 6.7	● ○ ○ ○ ●
			○ ○ ○ ○ ○
			87.0 41

117 MILLS, Reagan		BIA	MEN
M Lane	P/S	Shot times	Spots
1	8	P 23.2 6.2 5.9 6.8 7.4	○ ○ ○ ○ ●
			○ ○ ○ ○ ○
4	14	S 20.7 4.7 3.8 5.2 5.0	● ○ ○ ○ ●
			○ ○ ○ ○ ○
			92.0 50

118 STRUM, Matt		CAN	MEN
M Lane	P/S	Shot times	Spots
2	5	P 20.6 5.9 7.1 5.1 6.5	○ ○ ○ ○ ●
			○ ○ ○ ○ ○
2	14	S 16.2 3.9 6.8 4.9 5.4	○ ○ ○ ○ ●
			○ ○ ○ ○ ○
			87.0 43

119 MERCIER-ROY, Laurent		BIA	MEN
M Lane	P/S	Shot times	Spots
2	10	P 36.6 8.1 4.2 6.4 4.8	○ ○ ○ ● ●
			○ ○ ○ ○ ○
4	16	S 26.5 8.0 5.7 8.1 7.0	○ ○ ● ● ●
			○ ○ ○ ○ ○
			118.0 89

120 CREASY, Reid		CAM	MEN
M Lane	P/S	Shot times	Spots
3	4	P 29.4 5.5 3.2 2.6 5.1 3.3	● ● ○ ○ ●
			○ ○ ○ ○ ○
2	24	S 15.6 4.8 5.9 7.0 5.9	○ ○ ● ○ ●
			○ ○ ○ ○ ○
			92.0 52

Noram#1
23NOVAMI

SUOMEN BIATHLON OY
20131122 1100

121 HANNA, Pearce		EDM	MEN
M Lane	P/S	Shot times	Spots
0	6	P 21.4 3.0 3.1 3.0 3.5	○ ○ ○ ○ ○
			○ ○ ○ ○ ○
0	19	S 18.2 2.7 3.0 2.8 3.2	○ ○ ○ ○ ○
			○ ○ ○ ○ ○
			75.0 26

122 PASCUZZO, Joseph		BIA	MEN
M Lane	P/S	Shot times	Spots
0	12	P 25.5 5.1 4.3 4.6 4.6	○ ○ ○ ○ ○
			○ ○ ○ ○ ○
3	17	S 19.2 4.0 2.6 3.3 4.6	● ● ○ ○ ●
			○ ○ ○ ○ ○
			86.0 39

123 KIRBY, Aidan		RED	MEN
M Lane	P/S	Shot times	Spots
3	12	P 28.2 6.9 8.3 7.0 8.3	○ ○ ○ ● ●
			○ ○ ○ ○ ○
4	23	S 19.5 6.8 5.7 4.0 2.7	● ○ ○ ○ ●
			○ ○ ○ ○ ○
			109.0 79