


calforex  **NORAM Cup #1 & Calforex Biathlon Cup #1**
 FOREIGN CURRENCY SERVICE **Summary of Results -- Pursuit Competitions**

CANMORE, AB, 3 DECEMBER 2006

START TIME: 10:00

END TIME 14:45

Men - 12.5 km Pursuit

Rank	Bib	Lic Nr	Name	Team	Runtime	Shooting					Result	Behind	Percent	Pts	Remarks
						P	P	S	S	T					
1	2	155	ROBB, Jaime	BNB	0:34:35.4	0	1	3	2	6	0:34:40.4		100.5%	50	
2	4	7068	PERRAS, Scott	SASK	0:34:37.0	2	0	0	0	2	0:34:52.0	+11.6	100.0%	46	
3	Ora	153	SMITH, Nathan	BNB	0:35:01.4	1	2	1	1	5	0:35:01.4	+21.0	99.5%	43	
4	6	21	CÔTÉ, Patrick	BNB	0:34:45.1	0	0	0	2	2	0:35:10.1	+29.7	99.1%	40	
5	3	Qc	LEBOEUF, François	BNB	0:35:54.9	1	2	2	3	8	0:36:04.9	+1:24.5	96.6%	37	
6	7	SK063	JOHNS, David	RMR	0:36:22.2	2	1	1	1	5	0:36:52.2	+2:11.8	94.5%	34	
7	5	1061	DOUGLAS, Robert	USNGB	0:36:53.9	0	2	2	3	7	0:37:13.9	+2:33.5	93.6%	32	
8	10	7064	STACHURA, Mateusz	SASK	0:37:03.7	0	2	1	1	4	0:37:48.7	+3:08.3	92.2%	30	
9	12	7.075	ERASMUS, Hans	BBC	0:38:39.0	0	1	2	2	5	0:39:34.0	+4:53.6	88.1%	28	
10	8	USBA	KINNEY, Nigel	USNGB	0:39:34.3	4	1	2	1	8	0:40:09.3	+5:28.9	86.8%	26	
11	9	jray	RAY, Jason	USWY	0:40:30.2	2	2	2	2	8	0:41:10.2	+6:29.8	84.7%	24	
12	11	8716	HUBBARD, Seth	MWSC	0:41:39.4	3	3	5	4	15	0:42:29.4	+7:49.0	82.0%	22	
13	13	USBA	WEBBER, Grant	USNGB	0:42:51.3	1	2	3	3	9	0:43:51.3	+9:10.9	79.5%	20	
14	14	5070	SUTHERLAND, Donald	ONT	0:44:51.1	0	1	3	2	6	0:45:56.1	+11:15.7	75.9%	18	
15	15	USBA	SCHLACHTER, Michael	CB	0:53:18.9	1	3	2	2	8	0:54:28.9	+19:48.5	64.0%	16	
DNS	16	12848	STEPHEN, Terrell <unofficial>	FNSC	.0						.0				
DNS	17	P2633	POIRIER, Nicolas <unofficial>	DP	.0						.0				

Jr Men - 12.5 km Pursuit

Rank	Bib	Lic Nr	Name	Team	Runtime	Shooting					Result	Behind	Percent	Pts	Remarks
						P	P	S	S	T					
1	Gr		CURRIER, Russel	MWSC	0:39:22.6	3	3	1	3	10	0:39:22.6		106.1%	50	
2	22	8	MILLER, Matthew	BAM	0:42:43.0	0	1	2	4	7	0:42:53.0	+3:30.4	97.5%	46	
3	23	57	ERIKSSON, Philip	CSC	0:42:52.8	1	1	3	3	8	0:43:07.8	+3:45.2	96.9%	43	
4	21	7.001	ERASMUS, Nils	BBC	0:44:01.1	1	1	4	2	8	0:44:06.1	+4:43.5	94.8%	40	
5	24	58	SKINSTAD, Jon	CSC	0:45:38.5	4	3	3	4	14	0:45:58.5	+6:35.9	90.9%	37	
6	27	7071	GIBSON, DOug	BMB	0:45:24.0	1	4	3	1	9	0:45:59.0	+6:36.4	90.9%	34	
7	28	11	OKANY, Rob	BAM	0:45:32.1	1	1	1	3	6	0:46:12.1	+6:49.5	90.5%	32	
8	30	7015	WOLOSCHUK, Paul	SBC	0:45:47.4	1	1	1	4	7	0:46:37.4	+7:14.8	89.6%	30	
9	26	19	ANDERSON, Nils	CSC	0:46:12.8	0	2	2	5	9	0:46:42.8	+7:20.2	89.5%	28	
10	25	???	FORWARD, Johnny	CSC	0:46:57.1	2	1	5	4	12	0:47:22.1	+7:59.5	88.2%	26	



calforex NORAM Cup #1 & Calforex Biathlon Cup #1

FOREIGN CURRENCY SERVICE

Summary of Results -- Pursuit Competitions

CANMORE, AB, 3 DECEMBER 2006

START TIME: 10:00

END TIME 14:45

11	31	9	LABOSSIERE, Patrich	BAM	0:47:07.1	1	3	3	4	11	0:48:02.1	+8:39.5	87.0%	24
12	34	7006	SCHULTENKAMPER, Justin	SBC	0:48:08.6	3	2	2	2	9	0:49:18.6	+9:56.0	84.8%	22
13	33	12	BELL, Jesse	BAM	0:48:47.8	3	3	2	4	12	0:49:52.8	+10:30.2	83.8%	20
14	32	10	BAZIN, Jacques	BAM	0:49:13.3	1	1	2	2	6	0:50:13.3	+10:50.7	83.2%	18
15	35	7032	CRAWLEY, Alex	BMB	0:50:45.0	4	2	3	3	12	0:52:00.0	+12:37.4	80.4%	16
16	36	5807	EDWARDS, Colin	ONT	0:53:45.4	2	3	4	2	11	0:55:05.4	+15:42.8	75.9%	15
17	37	9	CROTEAU, Brad	CSC	0:56:27.8	2	2	4	2	10	0:57:52.8	+18:30.2	72.2%	14
18	38	73	MILLER, Kristian	RSCB	1:05:30.2	2	2	1	3	8	1:07:00.2	+27:37.6	62.4%	13
DNF	29	7.031	RONAGHAN, taylor	WCN	.0						.0			


Women - 10 km Pursuit

Rank	Bib	Lic Nr	Name	Team	Runtime	Shooting					Result	Behind	Percent	Pts	Remarks
						P	P	S	S	I					
1	43	659	JOHNSON, Haley	MWSC	0:34:50.8	1	0	2	1	4	0:35:00.8		104.2%	50	
2	Yell	NTY01	BOLIVAR, Lindsey	RMR	0:37:03.0	2	2	1	1	6	0:37:03.0	+2:02.2	98.5%	46	
3	42	?	ERASMUS, Sonya	BNB	0:37:19.8	1	2	4	1	8	0:37:24.8	+2:24.0	97.5%	43	
4	44	7067	ETCHEVERRY, Jodi	BNB	0:37:26.6	0	4	2	2	8	0:37:41.6	+2:40.8	96.8%	40	
5	46	92	ARMSTRONG, Meghan	ENSC	0:37:58.2	1	1	1	1	4	0:38:23.2	+3:22.4	95.1%	37	
6	45	?	PACAS, Nicky	BNB	0:38:19.4	1	5	1	1	8	0:38:39.4	+3:38.6	94.4%	34	
7	47	3	SCHULTZ, Melanie	CSC	0:40:04.6	1	0	3	2	6	0:40:34.6	+5:33.8	89.9%	32	
8	48	9999	HUTCHISON, Jacqueline	CNSC	0:46:26.5	2	3	2	4	11	0:47:01.5	+12:00.7	77.6%	30	
9	49	USBA	WYATT-PESCADOR, Elizabeth	USMT	0:51:41.2	2	3	2	2	9	0:52:21.2	+17:20.4	69.7%	28	
DNS	50	ME	CHAMBERLAIN, BethAnn <unofficial>	MWSC	.0						.0				
DSQ	51	181	TREMBLAY, Candice <unofficial>	CSC	0:48:03.1	1	3	4	1	9	0:48:53.1	+13:52.3			

Jr Women - 10 km Pursuit

Rank	Bib	Lic Nr	Name	Team	Runtime	Shooting					Result	Behind	Percent	Pts	Remarks
						P	P	S	S	I					
1	55	4	LORD, Gabrielle	BAM	0:41:55.2	1	1	1	1	4	0:42:00.2		100.8%	50	
2	56	16	ROBERTSON-MORE, Brinna	CSC	0:42:12.7	0	3	2	2	7	0:42:22.7	+22.5	99.9%	46	
3	Blu	170	HURLEY, Alicia	CSC	0:42:35.6	2	2	2	4	10	0:42:35.6	+35.4	99.4%	43	
4	58	56	APEL, Jytte	CSC	0:42:25.2	1	1	0	2	4	0:42:45.2	+45.0	99.0%	40	



calforex  **NORAM Cup #1 & Calforex Biathlon Cup #1**
 FOREIGN CURRENCY SERVICE **Summary of Results -- Pursuit Competitions**

CANMORE, AB, 3 DECEMBER 2006

START TIME: 10:00

END TIME 14:45

—	68	???	MACDONALD, Amy <unofficial>	CSC	0:43:28.6	3	2	0	1	6	0:44:38.6	+2:38.4	94.8%	
5	59	3	COOK, Lindsay	BAM	0:44:37.0	0	0	2	3	5	0:45:02.0	+3:01.8	94.0%	37
6	57	5	CHRISTIE, Brooke	BAM	0:43:22.0	2	5	0	2	9	0:45:37.0	+3:36.8	92.8%	34 5.4a missed penalty loop
7	60	2	SAVELIEVA, Anna	BAM	0:47:28.1	2	4	1	3	10	0:47:58.1	+5:57.9	88.2%	32
8	62	7033	MILLER, Jodi	BMB	0:48:07.3	1	0	1	2	4	0:48:47.3	+6:47.1	86.8%	30
9	61	62	PROCYK, Janis	RSCB	0:48:24.4	1	1	3	0	5	0:48:59.4	+6:59.2	86.4%	28
10	65	7018	JOCHIM, Jennifer	SBC	0:48:37.7	0	3	3	4	10	0:49:32.7	+7:32.5	85.4%	26
11	64	7017	MARQUES, Julia	SBC	0:54:41.2	1	3	1	2	7	0:55:31.2	+13:31.0	76.2%	24
12	63	7012	PRINCE, Joelle	SBC	0:56:43.1	2	2	4	1	9	0:57:28.1	+15:27.9	73.6%	22
13	66	7016	MARQUES, Sheena	SBC	0:59:41.2	2	1	3	4	10	1:00:41.2	+18:41.0	69.7%	20
14	67	74	MILLER, Kari	RSCB	1:12:02.9	0	3	0	3	6	1:13:07.9	+31:07.7	57.9%	18

Youth Men - 10 km Pursuit

Rank	Bib	Lic Nr	Name	Team	Runtime	Shooting					Result	Behind	Percent	Pts	Remarks
						P	P	S	S	I					
1	Blk	42	GOW, Scott	RMR	0:30:59.2	0	1	2	2	5	0:30:59.2		102.0%	50	
2	72	93	ROBB, Daniel	ENSC	0:31:49.6	0	0	2	0	2	0:31:54.6	+55.4	99.1%	46	
3	76	119	WENZEL, Kurtis	RMR	0:31:32.5	2	3	1	0	6	0:31:57.5	+58.3	98.9%	43	
4	73	127	LODGE, Stuart	CNSC	0:32:42.6	3	1	2	2	8	0:32:52.6	+1:53.4	96.2%	40	
5	75	136	GILLMOR, Aaron	RMR	0:32:33.6	1	1	2	1	5	0:32:53.6	+1:54.4	96.1%	37	
6	77	21	THOMPSON, Beau	FNCS	0:33:59.4	1	2	1	1	5	0:34:29.4	+3:30.2	91.7%	34	
7	78	7.025	NEUMANN, Matthew	BBC	0:34:47.6	1	3	2	1	7	0:35:22.6	+4:23.4	89.4%	32	
8	74	49	PACAS, Joel	CNSC	0:33:49.4	5	2	3	2	12	0:36:04.4	+5:05.2	87.7%	30	5.4a Missed Penalty Loop (1)
9	81	O5827	WHITECROSS, Christopher	ONT	0:37:02.4	1	0	2	3	6	0:37:47.4	+6:48.2	83.7%	28	
10	82	47	MACCULLOCH, Elijah	FNCS	0:39:26.3	1	4	3	5	13	0:40:16.3	+9:17.1	78.5%	26	
11	79	83	SKINSTAD, Kai	CSC	0:38:57.4	4	4	4	3	15	0:41:37.4	+10:38.2	76.0%	24	5.4a Missed Penalty Loop (1)
12	83	7.039	MADULARU, Alexandru	WCN	0:44:22.3	2	4	3	4	13	0:45:17.3	+14:18.1	69.8%	22	
13	84	7104	ANDERSEN, Jeffrey	NAC	0:50:44.5	4	3	4	2	13	0:51:44.5	+20:45.3	61.1%	20	



calforex NORAM Cup #1 & Calforex Biathlon Cup #1

Summary of Results -- Pursuit Competitions

CANMORE, AB, 3 DECEMBER 2006

START TIME: 10:00

END TIME 14:45


Youth Women - 7.5 km Pursuit

Rank	Bib	Lic Nr	Name	Team	Runtime	Shooting					Result	Behind	Percent	Pts	Remarks
						P	P	S	S	I					
1	Pur	7.007	TANDY, Megan	BBC	0:27:29.7	1	0	0	2	3	0:27:29.7		106.2%	50	
2	89	7.022	SEDLOCK, Jessica	BBC	0:29:35.0	2	2	3	2	9	0:29:45.0	+2:15.3	98.1%	46	
3	91	No	MURPHY, Sarah	RMR	0:29:59.9	3	1	1	3	8	0:30:19.9	+2:50.2	96.2%	43	
4	93	7.035	ZUBKOVA, Ekatarina	BBC	0:32:59.5	2	3	3	1	9	0:33:29.5	+5:59.8	87.2%	40	
5	90	na	MUDRY, Katelyn	FNCS	0:33:19.2	3	1	3	4	11	0:33:34.2	+6:04.5	87.0%	37	
6	96	yes	VUKADINOVIC, Tatiana	CNSC	0:33:00.8	1	1	1	1	4	0:33:45.8	+6:16.1	86.5%	34	
7	94	AB	SEVICK, Jessica	FNCS	0:33:33.7	1	1	3	2	7	0:34:08.7	+6:39.0	85.5%	32	
8	92	AB	BRENNAN, Liz	RMR	0:33:44.5	1	1	3	1	6	0:34:09.5	+6:39.8	85.5%	30	
9	95	7.053	WARNER, Gillian	BBC	0:34:15.8	3	2	4	2	11	0:34:55.8	+7:26.1	83.6%	28	
10	88	yes	CHESHAM, Tana	RMR	0:35:10.6	5	4	3	4	16	0:35:15.6	+7:45.9	82.8%	26	
11	98	7080	THOMPSON, Courtney	NAC	0:46:15.2	1	0	3	4	8	0:47:10.2	+19:40.5	61.9%	24	
DNS	99	148	CRAWFORD, Rosanna <unofficial>	BNB	.0						.0				
DNF	97	7.037	MAWDSLEY, Betsy	WCN	.0	3				3	.0				

Sr Girls - 7.5 km Pursuit

Rank	Bib	Lic Nr	Name	Team	Runtime	Shooting					Result	Behind	Percent	Pts	Remarks
						P	P	S	S	I					
1	104	7.005	TANDY, Stephanie	CNPG	0:34:25.1	0	0	3	2	5	0:34:35.1		101.7%	50	
2	103	7.03	RONAGHAN, Rebecca	WCN	0:34:31.7	4	1	3	1	9	0:34:36.7	+1.6	101.6%	46	
3	102	na	MUDRY, Jocelyn	FNCS	0:36:16.9	3	1	4	4	12	0:36:16.9	+1:41.8	96.9%	43	
4	105	38	BROOKES, Lauren	CSC	0:38:13.2	3	2	1	4	10	0:38:28.2	+3:53.1	91.4%	40	5.5k Skied wrong loops.
5	108	7.041	KAPUSTINA, Olga	WCN	0:42:28.6	3	4	3	3	13	0:42:58.6	+8:23.5	81.8%	37	
6	110	7077	THOMPSON, Alisha	NAC	0:42:31.3	0	1	3	3	7	0:43:11.3	+8:36.2	81.4%	34	
7	109	164	SHIELL, Carly	CSC	0:45:01.9	3	5	1	3	12	0:45:36.9	+11:01.8	77.1%	32	
8	111	7079	THOMPSON, Katelin	NAC	0:52:12.5	3	2	1	4	10	0:52:57.5	+18:22.4	66.4%	30	
9	112	???	PARKER, Laura	CSC	0:58:05.4	3	5	3	2	13	0:58:55.4	+24:20.3	59.7%	28	
10	113	???	PATEL, Chetna	CSC	0:59:24.9	5	4	3	2	14	1:00:19.9	+25:44.8	58.3%	26	
DNS	106	7.034	BAKKER, karina	WCN	.0						.0				
DNS	107	151	STEINBRING, Kimberly	ENSC	.0						.0				



calforex  **NORAM Cup #1 & Calforex Biathlon Cup #1**
FOREIGN CURRENCY SERVICE **Summary of Results -- Pursuit Competitions**

CANMORE, AB, 3 DECEMBER 2006

START TIME: 10:00

END TIME 14:45

Sr Boys - 7.5 km Pursuit

Rank	Bib	Lic Nr	Name	Team	Runtime	Shooting					Result	Behind	Percent	Pts	Remarks
						P	P	S	S	T					
1	118	44	ANDREWS, Craig	FNSC	0:27:53.7	2	0	4	2	8	0:27:58.7		105.7%	50	
2	117	34	LYON, Alex	FNSC	0:28:23.4	2	3	3	2	10	0:28:23.4	+24.7	104.2%	46	
3	120	7.046	FALLER, Fabian	TCCSC	0:32:07.3	2	2	2	2	8	0:32:22.3	+4:23.6	91.4%	43	
4	119	7.048	ANDERSON, Travis	WCN	0:32:26.6	2	4	3	2	11	0:32:36.6	+4:37.9	90.7%	40	
5	121	xxxx	NEUMANN, Aaron	CNPG	0:32:44.6	3	2	4	3	12	0:33:04.6	+5:05.9	89.4%	37	
6	122	139	SEREDYNSKI, Tom	RMR	0:34:34.9	3	1	3	4	11	0:34:59.9	+7:01.2	84.5%	34	
7	123	7.04	OPUSHNEVA, Serhiy	WCN	0:34:51.2	2	2	3	2	9	0:35:21.2	+7:22.5	83.7%	32	
8	124	7.036	TOPHAM, Matthew	WCN	0:36:31.4	1	1	4	1	7	0:37:06.4	+9:07.7	79.7%	30	
9	126	60	CHISHOLM, Andrew	FNSC	0:39:17.4	2	1	2	4	9	0:40:02.4	+12:03.7	73.9%	28	
10	127	7082	KOVLASKE, Braeden	NAC	0:44:38.0	2	3	4	3	12	0:45:28.0	+17:29.3	65.1%	26	
11	125	7044	HUDEC, Patrick	BMB	0:47:16.6	3	2	4	4	13	0:47:56.6	+19:57.9	61.7%	24	
—	128	165	BULGER, Taylor <unofficial>	CSC	1:03:46.9	2	5	3	4	14	1:04:41.9	+36:43.2	45.7%		

