




# Calforex #4 Sprint



## MiniMidGirl 1.5 km. Sprint

PL	Bib	Name	Club	SkiTime	P	P	T	Time	Diff
1	1	Nicole Strytveen	Hinton Cot	16:11.3	1	0	1	16:11.3	0

## MiniMidBoy 2.25 km. Sprint

PL	Bib	Name	Club	SkiTime	P	P	T	Time	Diff
1	2	Marek Corbeil	Hinton Cot	16:47.0	1	1	2	16:47.0	0

## MidGirls 2.25 km. Sprint

PL	Bib	Name	Club	SkiTime	P	P	T	Time	Diff
1	4	Molly-Jane Strum	FNSC	14:25.5	0	0	0	14:25.5	0
2	3	Chantal Schoenbe	Hinton Cot	15:26.1	1	0	1	15:26.1	+1:00.6

## MidBoys 2.25 km. Sprint

PL	Bib	Name	Club	SkiTime	P	P	T	Time	Diff
1	5	Gabriel Corbeil	Hinton Cot	12:17.5	0	0	0	12:17.5	0
2	8	Cole Eccleston	Hinton Cot	13:33.5	1	0	1	13:33.5	+1:16.0
3	7	Stephane Briand	Hinton Cot	20:37.0	1	1	2	22:37.0	+10:19.5
4	6	Reid West	WNSC	33:37.9	2	2	4	33:37.9	+21:20.4

## Jury Decisions - Time Adjustments

Bib	Time	Reason
7	02:00.0	Missed 1 Penalty L rule 7.4a

## JuvGirl 3 km. Sprint

PL	Bib	Name	Club	SkiTime	P	P	T	Time	Diff
1	11	Nicola Davies	CNSC	14:04.6	2	0	2	14:04.6	0
2	12	Erika Strytveen	Hinton Cot	16:22.7	1	0	1	16:22.7	+2:18.1
3	10	Kamille Schoenbe	Hinton Cot	17:18.2	3	0	3	17:18.2	+3:13.6
4	9	Nella Chartrand	CSC	48:14.8	5	3	8	48:14.8	+34:10.2
DNS	13	Kathleen Alexandre	WNSC	***				***	***

## JuvBoy 3 km. Sprint

PL	Bib	Name	Club	SkiTime	P	P	T	Time	Diff
1	18	Joshua Heckley	Hinton Cot	14:29.6	1	0	1	14:29.6	0
2	14	Tate MacDonald	ENSC	14:32.9	0	1	1	14:32.9	3.3
3	17	Matthew Strum	FNSC	14:40.4	1	4	5	14:40.4	10.8
4	22	Pearce Hanna	ENSC	15:27.5	3	0	3	15:27.5	57.9
5	21	Adam Deagle	Hinton Cot	17:29.3	2	3	5	17:29.3	+2:59.7
6	23	Reid Creasy	CSC	19:12.6	0	4	4	19:12.6	+4:43.0
7	15	David Singleton	ENSC	17:34.6	5	2	7	19:34.6	+5:05.0
8	19	Samuel West	WNSC	22:40.4	0	3	3	24:40.4	+10:10.8
9	16	Marc Girouard	WNSC	24:55.0	3	4	7	24:55.0	+10:25.4
10	24	Andrew Anderson	WNSC	25:48.6	2	1	3	25:48.6	+11:19.0

## Jury Decisions - Time Adjustments

Bib	Time	Reason
15	02:00.0	Missed 1 Penalty L rule 7.4a
19	02:00.0	Missed 1 Penalty L rule 7.4a



## Calforex #4 Sprint



### YthWomen 6.25 km. Sprint

PL	Bib	Name	Club	SkiTime	P	S	T	Time	Diff	Percentage
1	25	Carly Shiell	CSC	31:52.2	1	2	3	31:52.2	0	100.00
2	26	Anna Apel	CSC/AUG	37:21.2	2	5	7	37:21.2	+5:29.0	85.32
3	27	Kimberly Steinbrin	ENSC	39:31.3	3	2	5	39:31.3	+7:39.1	80.64
4	28	Sara Jackson	ENSC	42:58.4	1	3	4	42:58.4	+11:06.2	74.16

### YthMen 7.5 km. Sprint

PL	Bib	Name	Club	SkiTime	P	S	T	Time	Diff	
1	32	Aaron Gillmor	RMR	26:49.7	3	1	4	26:49.7	0	100.00
2	31	Craig Andrews	FNCS	27:22.4	0	0	0	27:22.4	32.7	98.01
3	30	Beau Thompson	FNCS	29:04.0	1	1	2	29:04.0	+2:14.3	92.30
4	34	Elijah MacCulloch	FNCS	29:32.6	3	1	4	29:32.6	+2:42.9	90.81
5	33	Corey McKee	WNCS	36:19.8	1	2	3	36:19.8	+9:30.1	73.85
6	29	Justin Jaeger	WNCS	38:12.0	4	3	7	38:12.0	+11:22.3	70.23

### Jr.Women 7.5 km. Sprint

PL	Bib	Name	Club	SkiTime	P	S	T	Time	Diff	
1	37	Alicia Hurley	CSC/AUG	35:31.3	2	0	2	35:31.3	0	100.00
2	36	Kathryn Stone	CSC/AUG	36:02.5	3	2	5	36:02.5	31.2	98.56
3	35	Tatiana Vukadinov	CNSC	41:29.7	3	1	4	41:29.7	+5:58.4	85.60
4	38	Betsy Mawdsley	CSC/AUG	45:10.4	1	2	3	45:10.4	+9:39.1	78.63

### Women 7.5 km. Sprint

PL	Bib	Name	Club	SkiTime	P	S	T	Time	Diff	
1	39	Melanie Schultz	CSC/AUG	33:21.7	1	1	2	33:21.7	0	100.00
2	41	Jytte Apel	CSC/AUG	36:51.8	0	1	1	36:51.8	+3:30.1	90.50
DNS	40	Candice Tremblay	CSC/AUG	***				***	***	

### Jr.Men 10 km. Sprint

PL	Bib	Name	Club	SkiTime	P	S	T	Time	Diff	
1	45	Jon Skinstad	CSC	34:33.7	2	4	6	34:33.7	0	100.00
2	44	Kai Skinstad	CSC	37:43.4	1	2	3	37:43.4	+3:09.7	91.62
3	43	Paul Woloschuk	CSC/AUG	38:08.1	2	1	3	38:08.1	+3:34.4	90.63
4	42	Brad Croteau	CSC/AUG	49:34.0	3	3	6	49:34.0	+15:00.3	69.73

### Men 10 km. Sprint

PL	Bib	Name	Club	SkiTime	P	S	T	Time	Diff	
1	56	Jaime Robb	ENSC	28:36.0	0	1	1	28:36.0	0	100.00
2	54	Yannick Letailleur	ENSC	29:42.7	0	1	1	29:42.7	+1:06.7	96.26
3	51	Brendan Green	Hay River	30:22.8	2	1	3	30:22.8	+1:46.8	94.14
4	47	Mateusz Stachura	Biathlon S	30:27.5	1	2	3	30:27.5	+1:51.5	93.90
5	52	Patrick Cote	Biathlon NI	30:40.6	1	2	3	30:40.6	+2:04.6	93.23
6	55	Peter Watson	WNCS	33:41.8	0	2	2	33:41.8	+5:05.8	84.87
7	46	Stuart Lodge	CNSC	35:12.6	2	4	6	35:12.6	+6:36.6	81.23
8	49	Philip Eriksson	CSC/AUG	37:18.9	2	2	4	37:18.9	+8:42.9	76.64
9	50	Johnny Forward	CSC/AUG	39:59.8	2	4	6	39:59.8	+11:23.8	71.51
10	48	Nils Anderson	CSC/AUG	41:59.6	3	2	5	41:59.6	+13:23.6	68.11
11	53	Connor Marsh	CSC/AUG	46:27.3	2	5	7	46:27.3	+17:51.3	61.56



# Calforex #4 Sprint



Sr.Boy		6.25 km. Sprint								
PL	Bib	Name	Club	SkiTime	P	S	T	Time	Diff	Percentage
1	58	Alex Lyon	RMR	22:49.8	4	1	5	22:49.8	0	100.00
2	70	Evan Armstrong	CNSC	23:44.3	1	0	1	23:44.3	54.5	96.17
3	64	Christian Gow	RMR	23:57.9	2	1	3	23:57.9	+1:08.1	95.26
4	71	Michael Kenny	FNCS	25:10.7	1	2	3	25:10.7	+2:20.9	90.67
5	72	Devin Bergquist	CSC	26:15.3	3	2	5	26:15.3	+3:25.5	86.95
6	69	Christopher Chesh	CNSC	26:20.2	5	3	8	26:20.2	+3:30.4	86.69
7	65	Bryce Jenkins	CNSC	26:28.6	1	2	3	26:28.6	+3:38.8	86.23
8	73	Ryan Burlingame	Biathlon Yr	26:36.3	4	1	5	26:36.3	+3:46.5	85.81
9	57	Andrew Chisholm	FNCS	27:41.3	2	3	5	27:41.3	+4:51.5	82.45
10	74	Michael Wigg	FNCS	28:32.9	3	3	6	28:32.9	+5:43.1	79.97
11	67	Nathaniel Rodden	Biathlon Yr	30:12.6	1	3	4	30:12.6	+7:22.8	75.57
12	62	Ross Scharbach	WNCS	31:55.3	1	3	4	31:55.3	+9:05.5	71.52
13	63	Macx Davies	CNSC	24:27.7	5	4	9	32:27.7	+9:37.9	70.33
14	66	Connor Oliver-Bee	Biathlon Yr	34:30.6	3	4	7	34:30.6	+11:40.8	66.15
15	68	Philip Legare-Stok	WNCS	34:36.5	4	2	6	34:36.5	+11:46.7	65.97
16	60	Christian Manning	FNCS	39:51.5	5	3	8	39:51.5	+17:01.7	57.28
17	59	Marc Moreau	WNCS	41:18.5	4	3	7	41:18.5	+18:28.7	55.27
DNS	61	Connor Wilson	CSC	***				***	***	

### Jury Decisions - Time Adjustments

Bib	Time	Reason
63	08:00.0	Missed 4 Penalty L rule 7.4a (Crossfire)

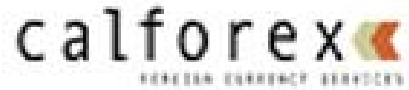
Sr.Girl		6.25 km. Sprint								
PL	Bib	Name	Club	SkiTime	P	S	T	Time	Diff	Percentage
1	81	Lauren Heckley	CNSC	27:26.0	0	1	1	27:26.0	0	100.00
2	85	Emma Lodge	CNSC	28:49.7	1	2	3	28:49.7	+1:23.7	95.16
3	78	Keely MacCulloch	FNCS	30:36.6	1	3	4	30:36.6	+3:10.6	89.62
4	84	Audra Stevenson	FNCS	32:34.8	0	1	1	32:34.8	+5:08.8	84.20
5	76	Lauren Brookes	CSC	34:15.7	2	2	4	34:15.7	+6:49.7	80.07
6	82	Pavan Sandhu	CNSC	34:30.4	0	2	2	34:30.4	+7:04.4	79.50
7	77	Tarah Cieslak	CNSC	35:06.9	0	4	4	35:06.9	+7:40.9	78.12
8	75	Alicia Gallon	CNSC	36:45.0	1	2	3	36:45.0	+9:19.0	74.65
9	83	Aryn Clarke	Biathlon Yr	37:38.6	3	4	7	37:38.6	+10:12.6	72.88

Men (30+)		6.25 km. Sprint								
PL	Bib	Name	Club	SkiTime	P	S	T	Time	Diff	Percentage
1	86	Greg Poirier	WNCS	30:59.6	3	2	5	30:59.6	0	100.00

Men (40+)		6.25 km. Sprint								
PL	Bib	Name	Club	SkiTime	P	S	T	Time	Diff	Percentage
1	90	Detlef Bark	FNCS	31:18.1	4	3	7	31:18.1	0	100.00
2	89	James Proudfoot	WNCS	33:31.6	2	3	5	33:31.6	+2:13.5	93.36
3	92	Andrew Lyon	RMR	33:37.2	2	2	4	33:37.2	+2:19.1	93.10
4	87	Michael Morgan	WNCS	35:08.6	3	3	6	35:08.6	+3:50.5	89.07
5	91	Ian Beales	FNCS	36:19.7	1	1	2	36:19.7	+5:01.6	86.16



# Calforex #4 Sprint



## Women 40+ 6.25 km. Sprint

PL	Bib	Name	Club	SkiTime	P	S	T	Time	Diff	Percentage
1	93	Lynette MacCulloch	FNSC	40:04.3	2	4	6	40:04.3	0	100.00
2	88	Penny Longworth	FNSC	40:38.9	3	3	6	40:38.9	34.6	98.58

## Jr.Boy 3.75 km. Sprint

PL	Bib	Name	Club	SkiTime	P	P	T	Time	Diff
1	94	Brant Wunderlich	FNSC	13:51.8	2	2	4	13:51.8	0
2	104	Stuart Harden	RMR	14:09.5	0	1	1	14:09.5	17.7
3	99	Marius Ruth	FNSC	14:56.1	2	0	2	14:56.1	+1:04.3
4	98	Matthew Vrielink	FNSC	17:27.0	4	4	8	17:27.0	+3:35.2
5	102	Sasha Eccleston	Hinton Cou	18:18.7	3	2	5	18:18.7	+4:26.9
6	96	Connor MacDonald	ENSC	18:27.0	2	0	2	18:27.0	+4:35.2
7	106	Zachary Waddell	ENSC	20:20.9	1	3	4	20:20.9	+6:29.1
8	95	Eric Woolsey	ENSC	21:21.3	0	5	5	21:21.3	+7:29.5
9	120	Máté MacKenzie	CNSC	21:17.3	3	5	8	23:17.3	+9:25.5
10	103	Brian Rolf	CSC	23:46.0	5	5	10	23:46.0	+9:54.2
11	97	Amarat Sandhu	CNSC	24:53.3	3	4	7	24:53.3	+11:01.5
12	105	Kyle McDougall	FNSC	25:48.6	3	3	6	25:48.6	+11:56.8

## Jury Decisions - Time Adjustments

Bib	Time	Reason
120	02:00.0	Missed 1 Penalty I rule 7.4a

## Jr.Girl 3.75 km. Sprint


PL	Bib	Name	Club	SkiTime	P	P	T	Time	Diff
1	112	Suzanne Stevens	FNSC	15:29.9	2	1	3	15:29.9	0
2	116	Erin Oliver-Beebe	Biathlon Yr	16:24.6	0	1	1	16:24.6	54.7
3	113	Aliye Tuzlak	Biathlon Yr	17:02.4	2	1	3	17:02.4	+1:32.5
4	119	Liisa Chisholm	FNSC	17:03.5	1	1	2	17:03.5	+1:33.6
5	111	Alexis Heckley	CNSC	17:10.4	2	1	3	17:10.4	+1:40.5
6	107	Libbi Longworth	FNSC	18:12.6	2	2	4	18:12.6	+2:42.7
7	109	Lauren Andrews	FNSC	19:33.3	1	3	4	19:33.3	+4:03.4
8	108	Marni Stokoe	FNSC	20:34.9	3	5	8	20:34.9	+5:05.0
9	110	Rhea Jenkins	CNSC	20:49.3	2	2	4	20:49.3	+5:19.4
10	114	Evelynn Kitchen	Biathlon Yr	20:57.7	1	3	4	20:57.7	+5:27.8
11	118	Anna De Grood	FNSC	23:54.8	3	1	4	25:54.8	+10:24.9
DNS	117	Anna Eriksson	CSC	***				***	***

## Jury Decisions - Time Adjustments

Bib	Time	Reason
118	02:00.0	Missed 1 Penalty I rule 7.4a

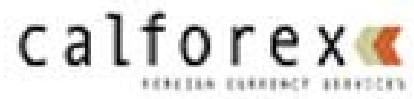


## Calforex #4 Sprint





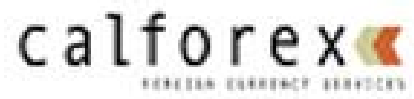
## Calforex #4 Sprint



;



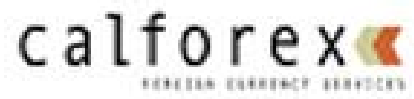
## Calforex #4 Sprint



;



## Calforex #4 Sprint



;